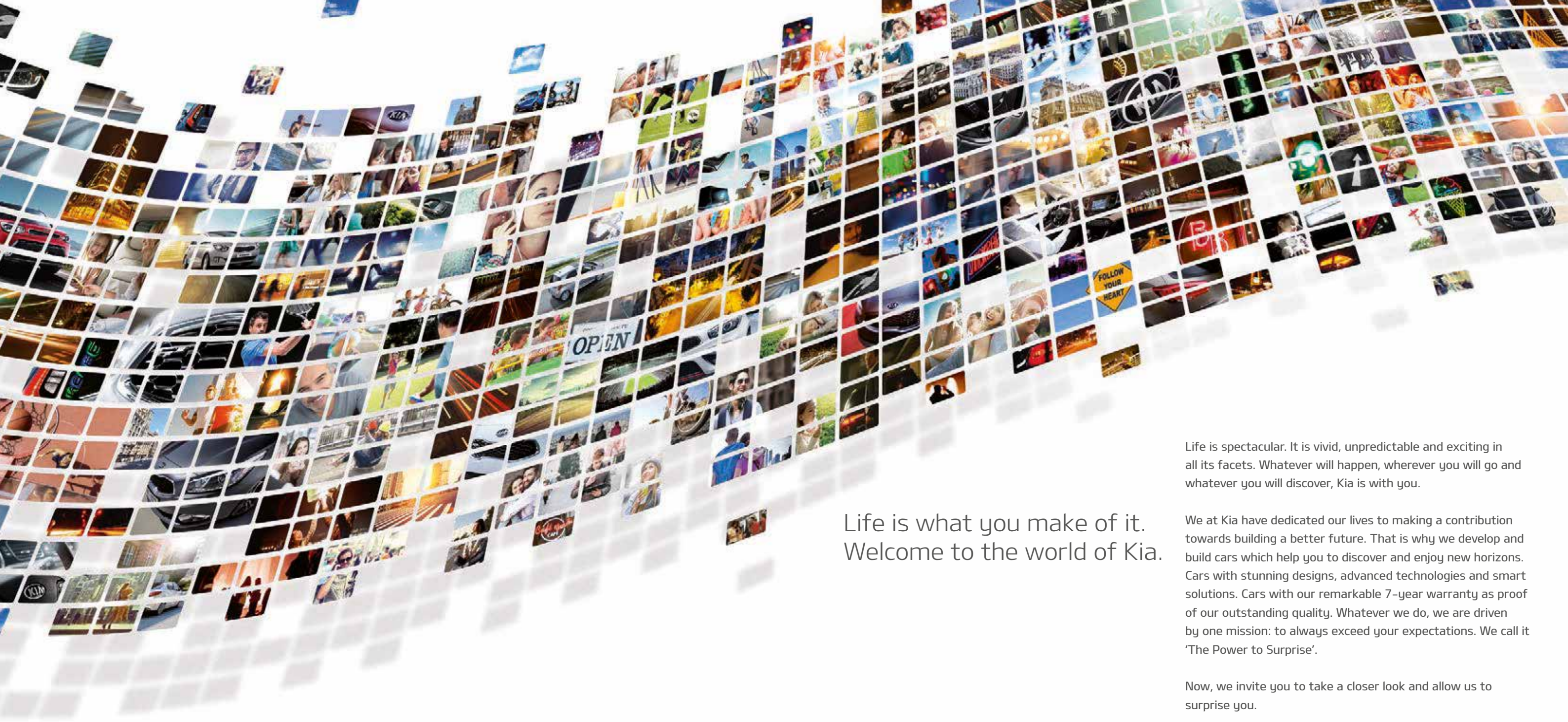


# The e-Niro



Movement that inspires





Life is what you make of it.  
Welcome to the world of Kia.

Life is spectacular. It is vivid, unpredictable and exciting in all its facets. Whatever will happen, wherever you will go and whatever you will discover, Kia is with you.

We at Kia have dedicated our lives to making a contribution towards building a better future. That is why we develop and build cars which help you to discover and enjoy new horizons. Cars with stunning designs, advanced technologies and smart solutions. Cars with our remarkable 7-year warranty as proof of our outstanding quality. Whatever we do, we are driven by one mission: to always exceed your expectations. We call it 'The Power to Surprise'.

Now, we invite you to take a closer look and allow us to surprise you.



PLUG-IN HYBRID

ECO plug-in

## FOR THE BEST OF BOTH WORLDS.

If you like the best of both worlds, a place where performance and green credentials coexist in perfect harmony, then the Plug-in Hybrid is a great bet. Not only does it impress with a powerful exterior, it allows you to drive up to 65 km\* without recharging, making it perfect for most daily commutes. Just like the Hybrid, this Kia crossover looks more purposeful than ever: it features a closed diamond-patterned grille and arrow-shaped LED daytime running lights and a new rear bumper design with LED taillights.

\* Within city-driving conditions or 49 km on a combined WLTP cycle.







## COMMITTED TO THE ENVIRONMENT.

### INSPIRED BY NATURE.

The advanced new Kia Niro Plug-in Hybrid brings sophisticated, nature-inspired design to eco-friendly driving. Thanks to the bold exterior, it's as refreshing to look at as it is to drive, giving you a range of an astonishing 65 km within city-driving conditions or 49 km on a combined WLTP cycle.

#### Charging port

Enjoy convenient charging via a regular 220 V household socket or public charging station. The new Kia Niro Plug-in Hybrid is able to recharge the battery at a public charging station (240 V, 16 A): up to 100% in approximately 2 hours 15 minutes.



#### In-cable control box

The new Kia Niro Plug-in Hybrid is equipped, as standard, with an in-cable control box. The colour display on the cable indicates the battery charging status, so you can easily monitor the progress.





## ENHANCED COMFORT TO KEEP YOU REFRESHED.

You'll want to spend a lot of time behind the wheel of the new Kia Niro Plug-in Hybrid. Setting the tone with ambient lighting on the dashboard, clean lines and fresh materials, the spacious interior delivers extraordinary comfort.

### Hybrid/EV mode

At the touch of the HEV button located next to the gearbox, you can prioritize between EV and hybrid mode. In EV mode – ideal for urban driving – the system uses only electric energy for a zero-fuel, emission-free drive. Thanks to the capabilities of the large battery, you can enjoy an impressive range of up to 65 km\* of inner-city driving. And when there's insufficient battery charge, the system simply switches automatically to hybrid mode. This mode operates both energy sources – using the petrol engine and the electric motor simultaneously to power the car.



### Dual-mode paddle shifters

Paddle shifters bring unique functionality on the Niro Hybrid and Plug-in Hybrid. While in Eco mode, the paddle shifters can be used to control the regenerative braking system. Switch to Sport mode and the paddle shifters allow the driver to quickly downshift or upshift, providing a sportier driving experience.





ELECTRIC

## EV POWER, PURE CROSSOVER STYLE

The new Kia e-Niro marks a new, exciting chapter of electric mobility. It adds heaps of style and excitement to eco-friendly driving. Offering a 455km range and fast-charging abilities, it marks a major step in electric powertrain technology. As a true crossover, it pairs advanced technology and comfort with a spacious 451-litre boot. The e-Niro comes with many individual touches, starting with the aerodynamic, closed front grille featuring a striking diamond pattern and an integrated charging socket. The striking arrow-shaped Daytime Running Lights, as well as the bumpers and the 17" alloy wheels, also feature a unique e-Niro design.





## FORWARD THINKING

## FOR SMARTER DRIVING.

The new Kia e-Niro is proof that electric vehicles have come a long way. This stunning crossover is equipped with all the latest technology to make green driving both convenient and truly enjoyable.

## Drive Mode Select

The e-Niro adapts to your favourite driving style. Starting from the highly efficient ECO+, to ECO, Normal and the more dynamic Sport, these four Drive Modes allow you to adjust the crossover's performance and energy consumption.



## Ambient light

For the perfect atmosphere: the ambient light offers a choice of six colour settings to suit your mood.



## Regenerative braking

The new Kia e-Niro offers next-generation regenerative braking. For your convenience, it allows you to choose between different regenerative braking modes to suit the conditions. Select Single Pedal driving by holding the left paddle shift lever behind the steering wheel for a minimum of 0.5 seconds. By holding the paddle, the car can be decelerated to a standstill without activating the brake pedal. On releasing the paddle, or by activating the right paddle shift lever, the system returns to regular mode. It's another way to ensure highly efficient driving and further increases the battery range.



## Electronic Parking Brake

Say good-bye to cumbersome levers. A touch of a button is all you need to activate the parking brake.



The e-Niro is fitted with blue trim combined with leather upholstery to match the exterior highlights, while ambient lighting sets the scene. In the cockpit, the one-piece seamless dashboard grabs the attention. It integrates the new high-tech cluster and the sleek new high-definition 10.25-inch TFT LCD navigation display and multimedia widescreen. Plus, in true next-generation electric vehicle style, a rotary driver selector replaces the traditional gearstick.



## FREE OF EMISSIONS, FULL OF EXCITEMENT

The key to electric mobility is technology that simply performs well, with all the comfort you need for every journey.

**Battery:** The e-Niro comes with a choice of battery to suit individual preferences. The 64 kWh battery is designed for longer-distance journeys of up to 455 km. It can be recharged from 20 % to 80 % with a fast charger from 80 kW and above. The MY 20 e-Niro also comes with a new 3 phase 11kw on board charger allowing faster charging times from on street AC chargers.

**Motor:** Combined with the long-range battery, the 150 kW motor (204 PS) accelerates from 0–100 km/h in 7.8 seconds. It allows for a dynamic start that matches the sharp design of the stunning Kia e-Niro.

**Battery heating system:** The battery pack situated underneath the e-Niro is equipped with a battery heating system. It warms up the battery floor in colder temperatures to ensure a smooth engine start. It also helps reduce loss of battery charge overnight due to the cold weather conditions. Simply program the battery heating system for a specific time using the 10.25" touchscreen before you start your journey.

**Programmable charging:** Use the convenient in-car multimedia screens to set the time to recharge your Kia e-Niro, e.g. if you want to take advantage of cheaper night-time tariffs.







### Navigation system

Refreshingly easy to read and operate, the navigation system presents routes, shortest path options and other vital information on a vivid 10.25" colour high-definition LCD touchscreen. It is also linked to the rear-view camera and displays dynamic guide lines. The screen can be split into three sections for easy access to all different apps, vehicle information and multimedia.

## A SIMPLER WAY TO TRAVEL THROUGH A COMPLEX WORLD

As automobiles become more technologically complex, it's more and more challenging to keep the experience of driving simple. Kia's smart technology helps make the driver's life easier. Accordingly, the Niro cockpit is designed to function as an intelligent human-machine interface. It presents important information, while at the same time removing clutter and distraction everywhere you look.

**Bluetooth hands-free with voice recognition** Built-in Bluetooth® connects paired, compatible mobile devices for music streaming and hands-free\* mobile communication, including voice recognition.

\* The function is only available when CarPlay and Android Auto are connected.



### Wireless smartphone charger

Charge a compatible mobile phone wirelessly on the charging pad located at the front of the centre console. There's no need to find and connect a cord. An illuminated indicator informs you of the charging status.

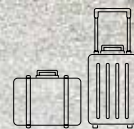


### 7" TFT LCD supervision cluster

An intelligently designed, customizable supervision cluster provides temperature information, tyre pressure alerts and other essential vehicle and trip information. It also displays the status of the hybrid charging system, including fuel and battery levels and use. Its high-resolution screen makes it easy to read a myriad of information at a glance.







451 L EV 324 L PHEV

cargo capacity

Even when all the seats are occupied, the Niro can carry an impressive amount of cargo. That means you can handle road trips, big shopping days and sporting events, and still have room for family and friends. When the seats are folded, you'll enjoy 1,322 litres in the PHEV and 1,405 litres in the EV.

## A ROOMIER, MORE VERSATILE APPROACH TO GREENER LIFE

The new Kia Niro keeps your options wide open with plenty of space – and clever ways to configure it. The generous interior dimensions give both you and your passengers plenty of headroom and legroom, while a sizable cargo space takes care of all your luggage. The versatile rear seats split 60:40 and fold flat to give you more room, so you'll never need to worry about travelling too light.

### Fully folding, split rear seats

The rear seat backs split 60:40 and fold completely flat for maximum cargo capacity and flexibility. Take advantage of all the choices to accommodate more combinations of passengers and cargo. Because the seat backs fold flat, the cargo area can accommodate large boxes or a stack of flat items.

### Interior flexibility

The Niro's interior is flexible enough to support a truly active lifestyle. It's equally well equipped for a night on the town, a day in the country or a week on the road. Seat backs fold flat so longer items can fit while valuables can be stowed safely out of view.



Underfloor box for storage



# PROTECTIVE, RIGHT DOWN

## TO THE MOLECULAR LEVEL



The Niro helps you stay aware of your position and the movement of cars around you, and can even take actions to protect you. Like an extra set of eyes, DRIVE WISE technology gives you vital information, including visual cues, to help you manoeuvre safely through your day. Making instantaneous decisions, it helps you keep your distance from other vehicles and pedestrians, avoid trouble and surprises, and find your destination with peace of mind.



### Lane Following Assist (LFA)

To make your journey more enjoyable, LFA controls acceleration, braking and steering depending on the vehicles in front. This makes driving in traffic jams easier and safer. The system uses camera and radar sensors to maintain a safe distance to the preceding vehicle and monitors road markings to keep your car in the centre of your lane. LFA works between 0 and 180 km/h.

### High Beam Assist (HBA)

Cameras embedded in the windscreen detect oncoming vehicles at night and automatically switch to a low beam to prevent blinding other drivers. Once the oncoming car has passed, the high beam is switched back on.



### 7 Airbags

To help protect occupants and potentially reduce injuries in the event of a collision, the Niro offers driver and front passenger airbags, two front-side airbags, two side-curtain airbags and a driver's knee airbag as standard.



### Parking Distance Warning – Forward/Reverse (PDW)

For confident parking, PDW uses ultrasonic sensors mounted on the front and rear bumpers to warn of any obstacles when manoeuvring into tight spaces.



### Lane Keeping Assist-Line/Road-Edge (LKA)

Standard LKA uses a forward-looking camera to detect the edges of the driving lane, and automatically assists the steering to help the driver stay squarely within the intended lane.



### Forward Collision-Avoidance Assist (FCA)

Evaluating both camera and radar data, Forward Collision-Avoidance Assist (FCA) can detect a potential collision with a vehicle, pedestrian or obstacle, warn you, and even apply maximum braking power to stop the vehicle or minimize damage.



### Smart Cruise Control with Stop & Go (SCC)

Using a camera and radar, Smart Cruise Control can regulate both the Niro's speed and the distance to the car in front. The system maintains the distance to the preceding vehicle by automatically adjusting your car's speed. If the vehicle ahead picks up the pace, the Niro accelerates up to the set speed. If the vehicle in front slows down and the predetermined safe distance cannot be maintained, the system will reduce the speed, or even stop the car (EV only).



### Electronic Stability Control (ESC)

ESC ensures optimal braking performance and directional control by automatically delivering the right amount of braking force to each wheel based on an evaluation of engine torque and driving conditions.





# SPECIFICATIONS AND COLOURS

## Exterior body colours



Snow White Pearl (SWP)



Horizon Blue (BBL) PHEV only



Steel Grey (KLG) PHEV only



Platinum Graphite (ABT) EV only



Aurora Black Pearl (ABP)



Gravity Blue (B4U)



Runway Red (CR5) EV only

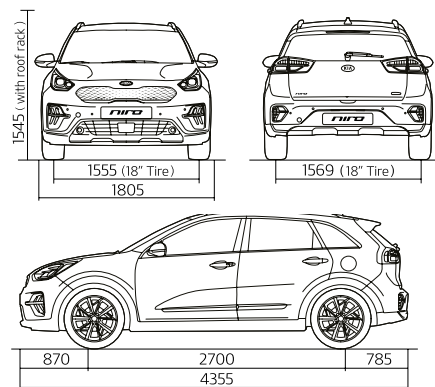


Interstellar Grey (AGT) EV only



Yacht Blue (DU3) EV only

## Dimensions (mm)



## Interior

	First row	Second row
Headroom (mm)	1,018	993/957*
Legroom (mm)	1,059	950/914*
Shoulder room (mm)	1,423	1,402/1,400*
Ground clearance (mm)	160/155*	

## Dimensions and capacities

Overall length (mm)	4,355	Overall width (mm)	1,805
Overall height (mm)	1,545/1560*	Wheelbase (mm)	2,700
Front overhang (mm)	870/885*	Rear overhang (mm)	785/790*
Wheel tread front (mm)	1,555/1576*	Wheel tread rear (mm)	1,569/1585*
Fuel tank (litres)	43		
Luggage (VDA)	324–1,322 / 451–1,405*		

## Wheels



16" Alloy Wheel with protective plastic inserts (PHEV)



17" Alloy Wheel

Engines	1.6 litre GDi PHEV*	Electric engine**
Transmission	6-speed DCT	1-speed AT
Driveline	FWD	FWD
Fuel type	Plug-in Hybrid (Gasoline)	Electric
Valve type	16 (four per cylinder)	-
Engine displacement (cc)	1,580	-
Max. power (Engine only) (PS/rpm)	105/5,700	-
(kW/rpm)	77.2/5,700	-
Max. torque (Engine only) (kg.m/rpm)	15.0/4,000	-
(lb-ft/rpm)	108.5/4,000	-
(Nm/rpm)	147/4,000	-
Top speed (kph)	172	Long range: 167 kph Mid range: 155 kph
Hybrid System combined Performance	TMED (Transmission - Mounted Electric Device)	-
Max. power (PS)/(rpm)	141/5,700	-
Max. torque (Nm/rpm)	265/1st gear (1,000-2,400)	-
HSG	Permanent Magnet Synchronous Motor	-
Max. power (PS)	10.9	-
Max. torque (Nm)	35.3	-
Electric Motor	Permanent Magnet Synchronous Motor	-
Max. power (PS)	60.5	Long range: 204/3800-8000 Mid range: 136/2600-8000
Max. torque (Nm)	170	Long range: 395/0-3600 Mid range: 395/0-2400
Battery system	LIPB (Lithium Ion Polymer Battery)	
Voltage (V)	360	Long range : 356 Mid range: 327
Capacity (Ah)	24.7	Long range: 180 Mid range: 120
Energy (kWh)	8.9	Long range: 64 Mid range: 39.2
Power (kW)	59	Long range: 170 Mid range: 104
Weight (kg)	117	Long range: 457 Mid range: 317
Maximum Speed with EV (kph)	120	Long range: 167 Mid range: 155
CO <sub>2</sub> Combined (urban) (g/km)	-	0
CO <sub>2</sub> Combined (extra-urban) (g/km)	-	0
CO <sub>2</sub> Combined (combined) (g/km)	-	0
CO <sub>2</sub> Combined (weighted combined) (g/km)	29	-
Fuel consumption (urban) (liter/100 km)	-	0
Fuel consumption (Extra-urban) (liter/100 km)	-	0
Fuel consumption (Combined) (liter/100 km)	-	0
Fuel consumption (weighted combined) (liter/100 km)	1.3	-
Pure Electric Range (km)	58	Long range: 455 Mid range: 289
Energy Consumption (kWh/100 km)	12.2	Long range: 15.9 Mid range: 15.3
Kerb weight (kg) (max.)	1,576	Long range: 1,791 Mid range: 1,646
Gross vehicle weight (kg)	2,000	Long range: 2,230 Mid range: 2,080
Max. tow weight (kg) braked	1,300	-
Max. tow weight (kg) unbraked	600	-

The specified consumption and emission values were determined according to the legally prescribed measurement procedures set out in (EU) 2017/1153. The above values have been tested in the new WLTP, Worldwide Harmonised Light Vehicle Test Procedure, test cycle and converted back to NEDC, New European Driving Cycle, and additionally measured according to the RDE, Real Driving Emissions, method. Brochure includes information available at time of going to print.



All information and specifications are correct at the time of printing and are subject to change without notification. However some of the models and features shown in this brochure may vary from the models and equipment available here in Ireland. Please consult with your dealer to ensure that the vehicle you order has the specification you require. Due to the limits of the printing process, the car body colours shown may differ slightly from actual colours.

Kia Motors Ireland,  
Unit A8 Calmount Park,  
Calmount Road,  
Dublin 12,  
Ireland



Movement that inspires